

BRITISHROWING

How to upload your profile picture

TEAMWORK | OPEN TO ALL | COMMITMENT

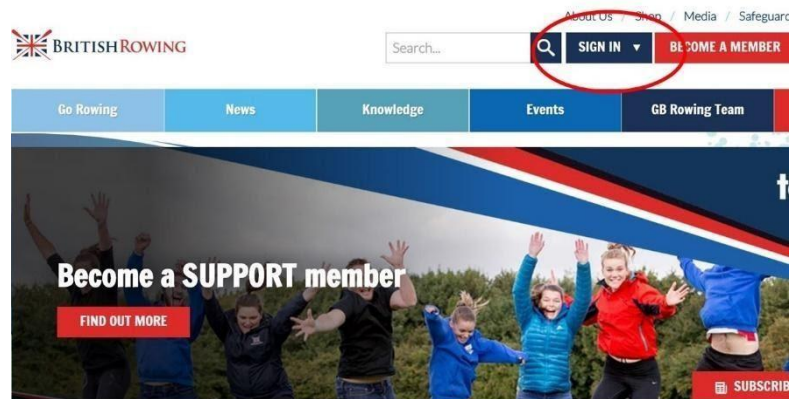


How to upload your profile picture

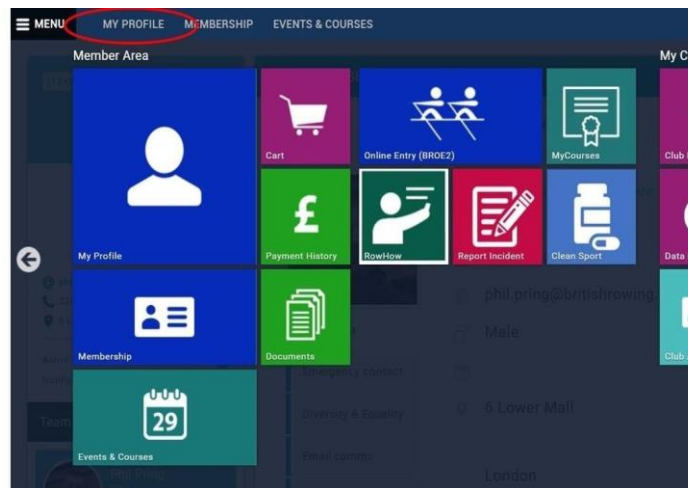
ClubHub allows you to upload a profile picture which will be printed on your membership card. This will allow you to identify yourself to officials at events and to claim various member discounts.

Uploading a profile picture is simple – here's how:

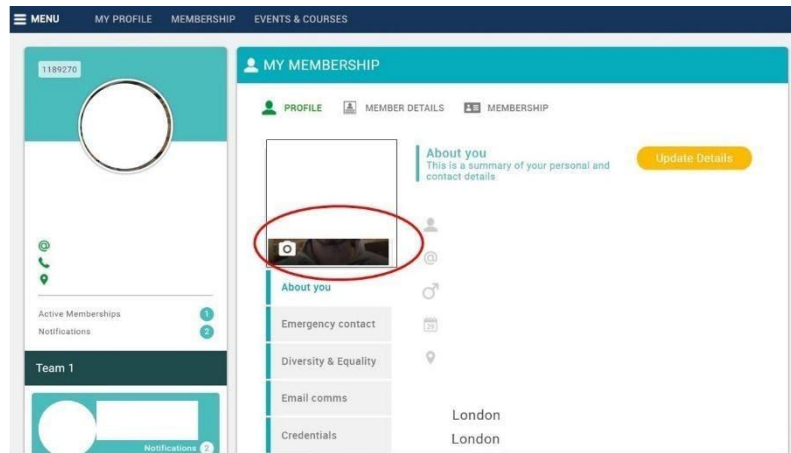
1. Sign into your British Rowing account



2. Select MY PROFILE



3. Hover over the photo icon and select **UPLOAD PHOTO**



4. Please note, the photo should be the same style as a passport or driving licence photo, so must be: a recent photo of you, a close-up showing your full head only, centred in the middle of the photo, facing forward, square format (not landscape), oriented correctly, with the top of your head towards the top of the page, clear and in focus, contain no other people, and be in clear contrast to the background.