



BRITISHROWING

How to order a replacement membership card

TEAMWORK | OPEN TO ALL | COMMITMENT

How to order a replacement membership card

Your membership card is one form of proof of your membership of British Rowing, and enables you to enter events and access membership discounts. If you misplace your card you can order a replacement by following these steps:

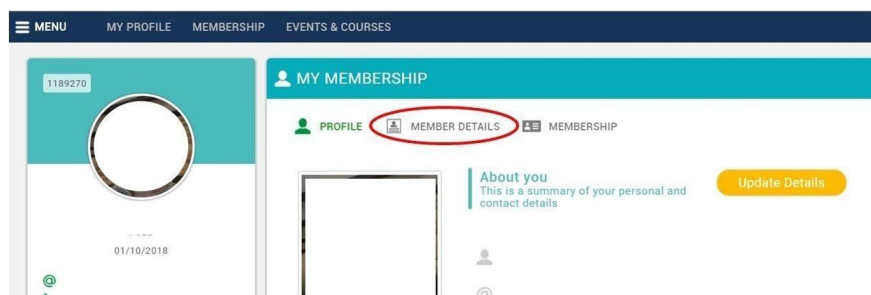
1. Sign into your British Rowing account



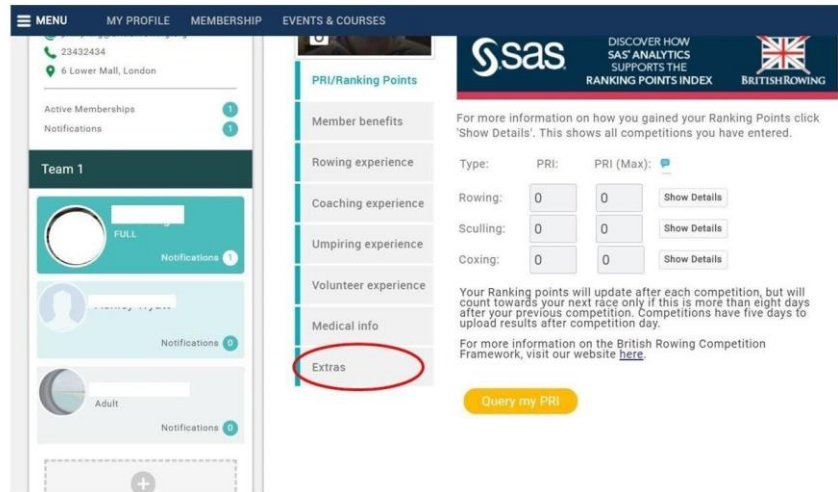
2. Select MY PROFILE



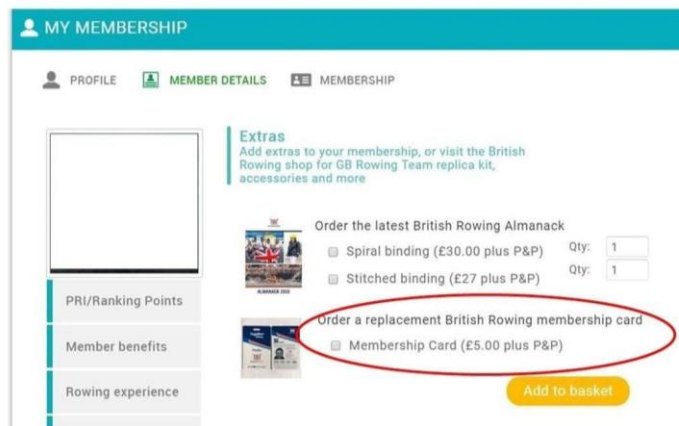
3. Select MEMBER DETAILS



4. Select EXTRAS



5. Select ORDER A REPLACEMENT MEMBERSHIP CARD



6. Having added your replacement card to your basket you will then be directed to your basket, where you can either pay or continue adding items.

MENU MY PROFILE MEMBERSHIP EVENTS & COURSES

Checkout & Payment


1 Order Review 2 Confirm Payment

Below is a summary of your order, please review and then select a payment option.

Order Summary

Total Items	1
Item saved for later	0
Sub Total	£5.00
Total	£5.00

Pay via Bank Pay with Card



[Remove All](#)

ITEM SUMMARY	PRICE	QTY	TOTAL
<p>Membership Card (</p> <p>British Rowing</p> <p>British Rowing Membership Card</p> <p>Save for Later Remove</p>	£5.00	1	£5.00