



# Analysis of Incidents Reported in 2019

Andrea Worley

January 2020

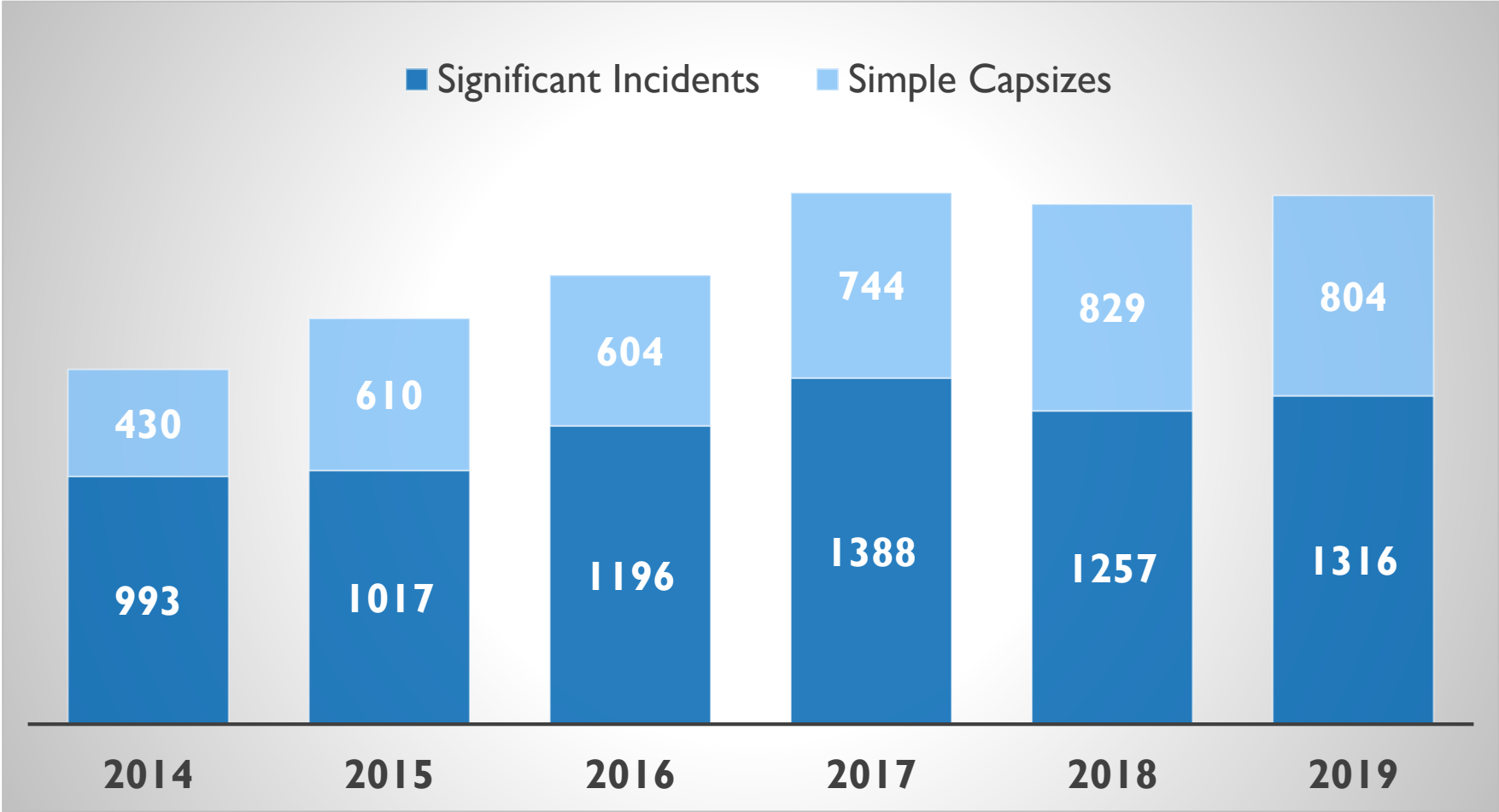
TEAMWORK | OPEN TO ALL | COMMITMENT



# All Incidents

TEAMWORK | OPEN TO ALL | COMMITMENT

# All Incidents



**Significant incidents = all except simple capsizes  
(most result in collisions or near collisions)**

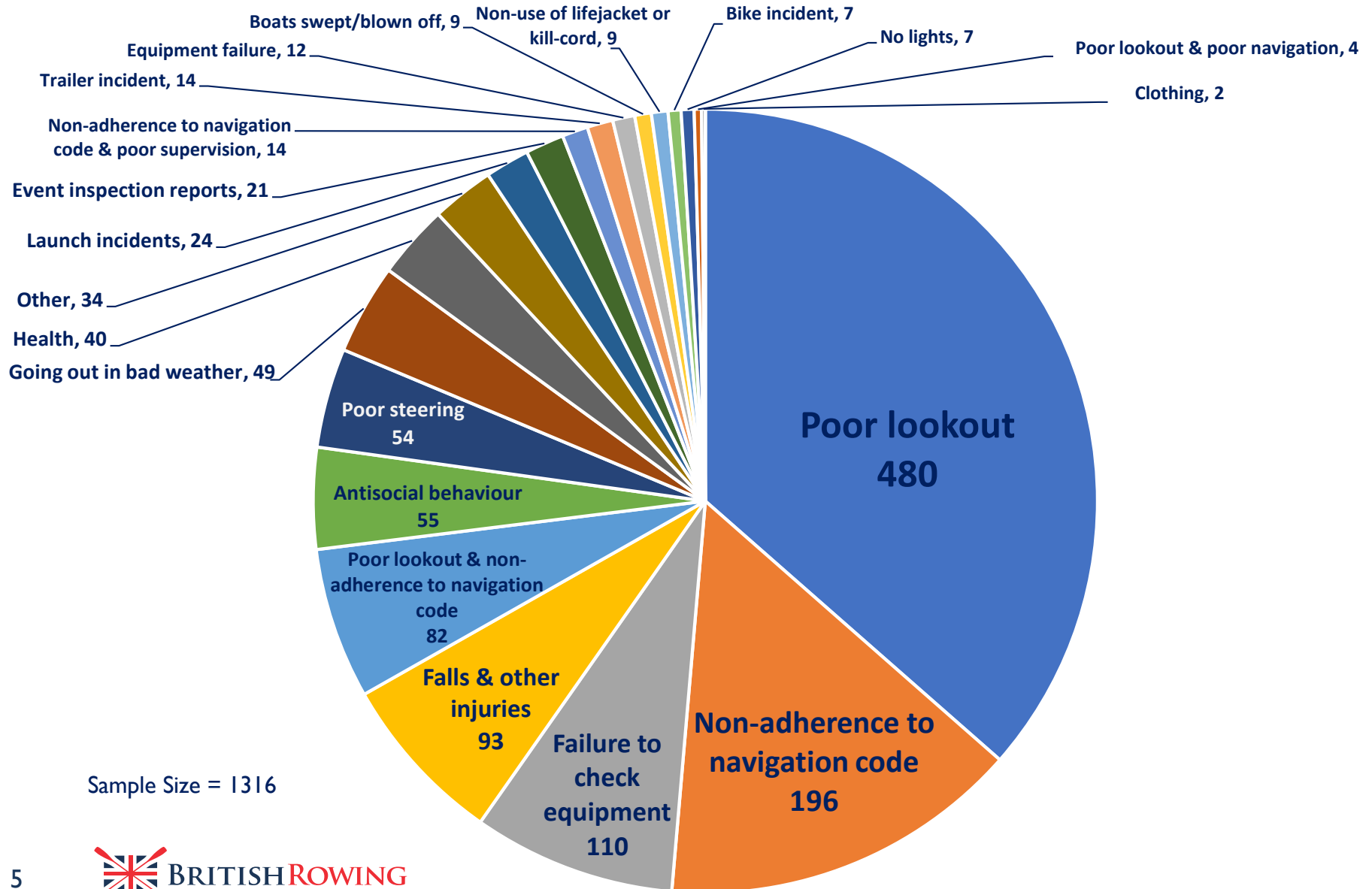


# All Significant Incidents

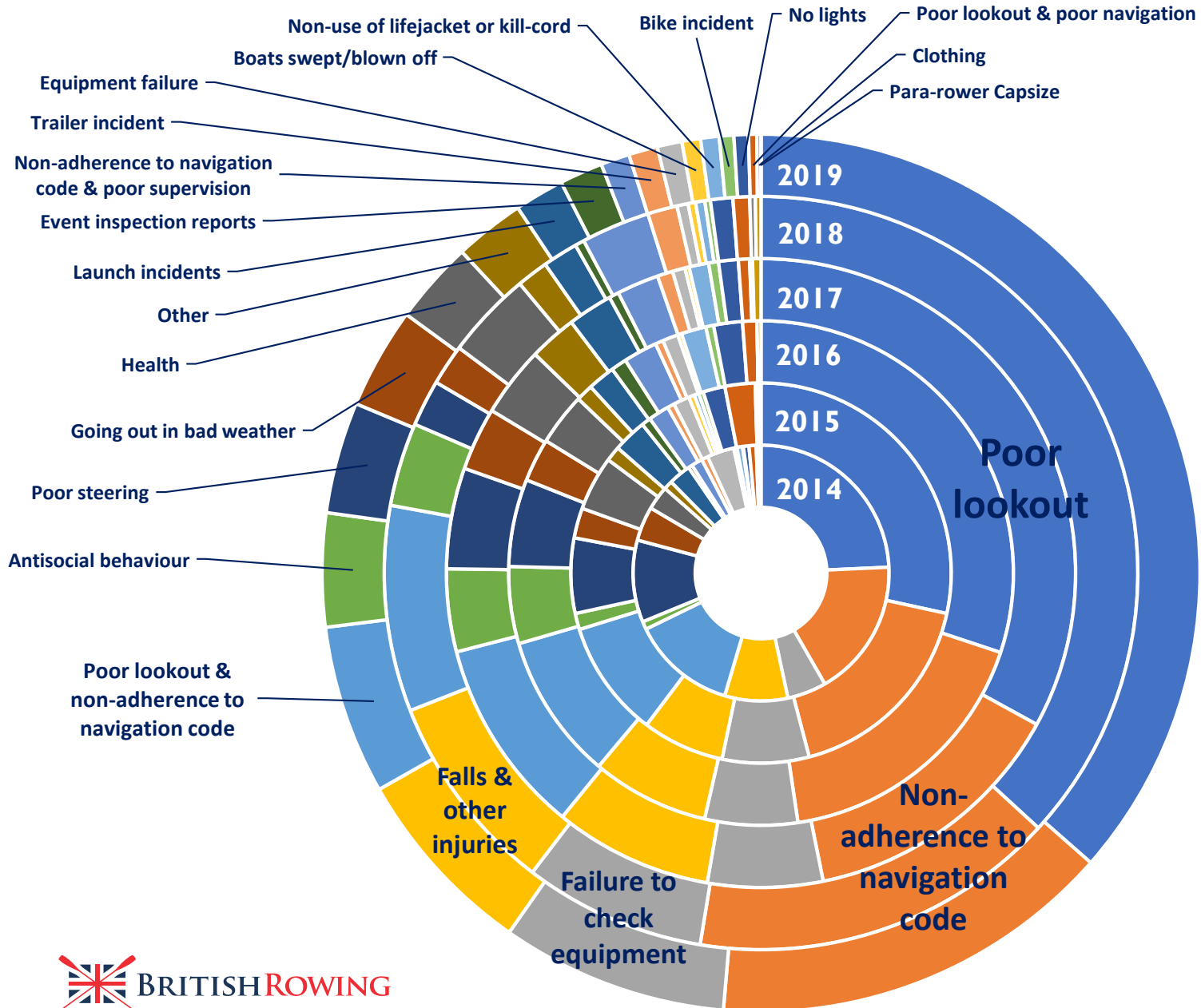
TEAMWORK | OPEN TO ALL | COMMITMENT

# Analysis of Significant Rowing Incidents by Cause - 2019

Significant accidents = all except simple capsizes (most result in collisions or near collisions)



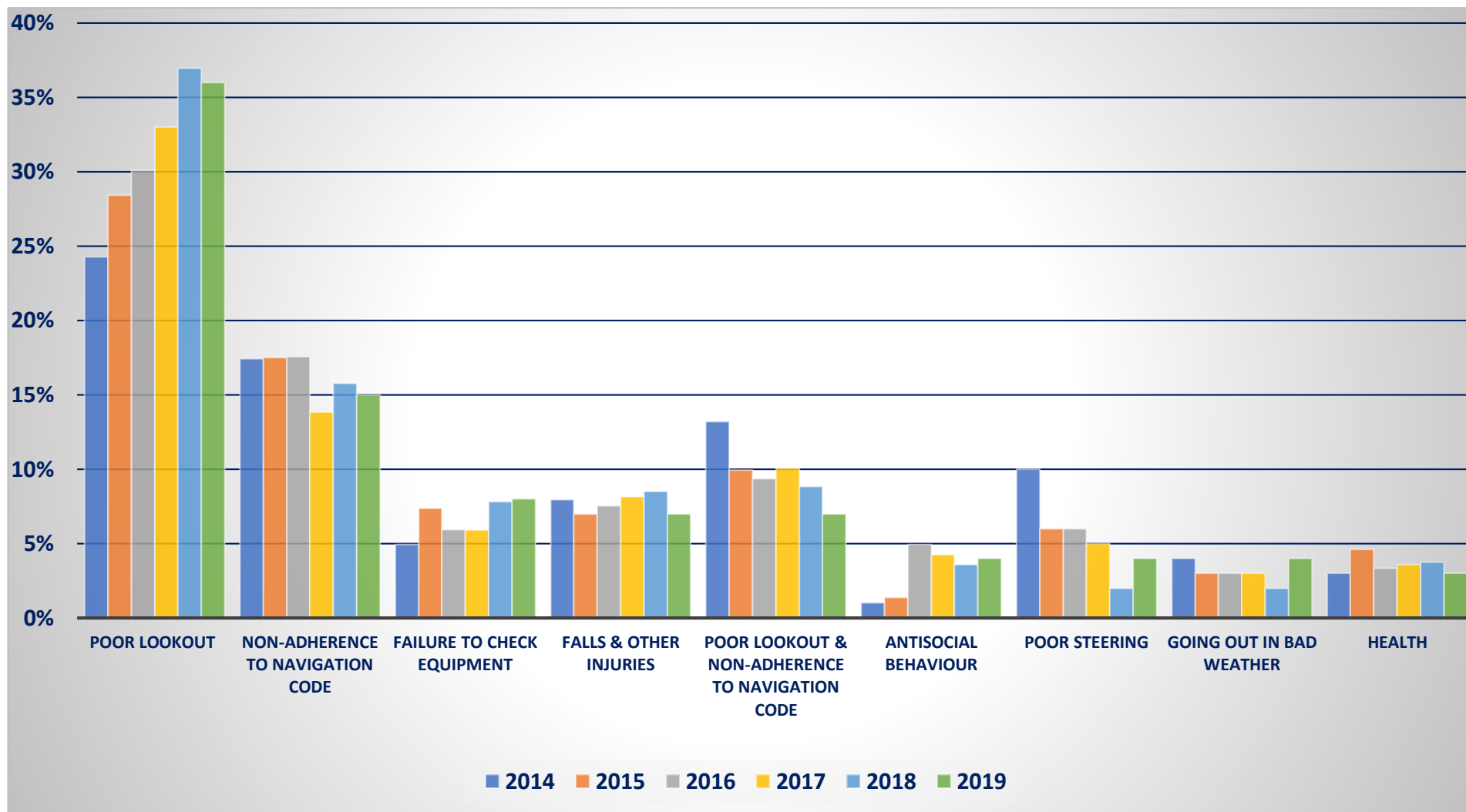
# Comparison with previous years



# Trends in common causes of Significant Incidents

Cause of Incidents – Percentage by Year	2014	2015	2016	2017	2018	2019
Poor lookout	24%	28%	30%	33%	37%	<b>36%</b>
Non-adherence to navigation code	17%	18%	18%	14%	16%	<b>15%</b>
Failure to check equipment	5%	7%	6%	6%	8%	<b>8%</b>
Falls & other injuries	8%	7%	8%	8%	9%	<b>7%</b>
Poor lookout & non-adherence to nav. code	13%	10%	9%	10%	9%	<b>6%</b>
Antisocial behaviour	1%	1%	5%	4%	4%	<b>4%</b>
Poor steering	10%	6%	6%	5%	2%	<b>4%</b>
Going out in bad weather	4%	3%	3%	3%	2%	<b>4%</b>
Health	3%	5%	3%	4%	4%	<b>3%</b>

# Trends in common causes of Significant Incidents





<b>Significant Incidents by Cause</b>	<b>2014</b>	<b>2015</b>	<b>2016</b>	<b>2017</b>	<b>2018</b>	<b>2019</b>
Poor lookout	241	289	360	458	463	<b>480</b>
Non-adherence to navigation code	173	178	210	192	198	<b>196</b>
Failure to check equipment	49	75	71	82	98	<b>110</b>
Falls & other injuries	79	71	90	113	109	<b>93</b>
Poor lookout & non-adherence to navigation code	131	101	112	140	111	<b>82</b>
Antisocial behaviour	10	14	59	59	45	<b>55</b>
Poor steering	103	65	67	72	25	<b>54</b>
Going out in bad weather	43	26	33	45	22	<b>49</b>
Health	30	47	40	50	47	<b>40</b>
Other	11	13	13	34	17	<b>34</b>
Launch incidents	28	29	21	32	19	<b>24</b>
Event inspection reports	5	8	12	7	5	<b>21</b>
Non-adherence to navigation code & poor supervision	14	18	26	30	37	<b>14</b>
Trailer incident	8	6	6	11	16	<b>14</b>
Equipment failure	34	14	12	9	6	<b>12</b>
Boats swept/blown off	4	5	3	3	4	<b>9</b>
Non-use of lifejacket or kill-cord	7	4	19	14	5	<b>9</b>
Bike incident	1	4	6	7	3	<b>7</b>
No lights	7	19	22	14	12	<b>7</b>
Poor lookout & poor navigation	9	26	11	8	9	<b>4</b>
Clothing	3	3	0	2	3	<b>2</b>
Para-rower Capsize	3	2	3	6	3	<b>0</b>
<b>Total Significant Incidents</b>	<b>993</b>	<b>1017</b>	<b>1196</b>	<b>1388</b>	<b>1257</b>	<b>1316</b>

Significant Incidents by Cause	2014	2015	2016	2017	2018	2019
Poor lookout	241	289	360	458	463	<b>480</b>
Non-adherence to navigation code	173	178	210	192	198	<b>196</b>
Failure to check equipment	49	75	71	82	98	<b>110</b>
Falls & other injuries	79	71	90	113	109	<b>93</b>
Poor lookout & non-adherence to navigation code	131	101	112	140	111	<b>82</b>
Antisocial behaviour			59	59	45	<b>55</b>
Poor steering			67	72	25	<b>54</b>
Going out in bad weather			33	45	22	<b>49</b>
Health			40	50	47	<b>40</b>
Other causes	11	13	13	34	17	<b>34</b>
Launch incidents	28	29	21	32	19	<b>24</b>
Event inspection reports	5	8	12	7	5	<b>21</b>
Non-adherence to navigation code & poor supervision	14	18	26	30	37	<b>14</b>
Trailer incident			6	11	16	<b>14</b>
Equipment failure			12	9	6	<b>12</b>
Boats swept/blown off			3	3	4	<b>9</b>
Non-use of lifejacket or kill-cord			19	14	5	<b>9</b>
Bike incident			6	7	3	<b>7</b>
No lights			22	14	12	<b>7</b>
Poor lookout & poor navigation	9	26	11	8	9	<b>4</b>
Clothing	3	3	0	2	3	<b>2</b>
Para-rower Capsize	3	2	3	6	3	<b>0</b>
Total Significant Incidents	993	1017	1196	1388	1257	<b>1316</b>

Red = Cause is Behaviour related

But some of the others can also be related to Behaviour

# Behaviour

In each of the past 6 years, over 92% of significant incidents could have been **avoided by safer behaviour**.

2014	2015	2016	2017	2018	2019
92%	92%	94%	94%	94%	<b>92%</b>

In 2019, there was a fall in the proportion of significant incidents that could have been **avoided by**:

- **Keeping a good lookout**
- **Adhering to the navigation code**

This is mainly due to a reduction of 26% in the number of incidents caused by failing to keep a good lookout and adhere to the navigation code at the same time.

2014	2015	2016	2017	2018	2019
55%	56%	57%	57%	62%	<b>58%</b>

# Common Behaviour-related Causes of Incidents

The most common behaviour related incidents continue to be:

- Not keeping a good lookout (on land as well as on water)
- Not adhering to the navigation code
- Failure to check equipment
- Antisocial behaviour

In 2019 these accounted for over 77% of incidents in 2019, compared with over 80% in 2018.

# Near Misses

2014	2015	2016	2017	2018	2019
155 (16%)	174 (17%)	272 (23%)	180 (13%)	186 (15%)	<b>154 (12%)</b>

Note: These incidents are included in various categories of reported Significant Incidents

Near Misses include:

- Near Collisions due to
  - Poor lookout
  - Non-adherence to navigation code
  - Poor steering
- Creating excessive wash
- Verbal abuse
- Not wearing a lifejacket or kill-cord
- Event inspections



# Harm resulting from Significant Incidents

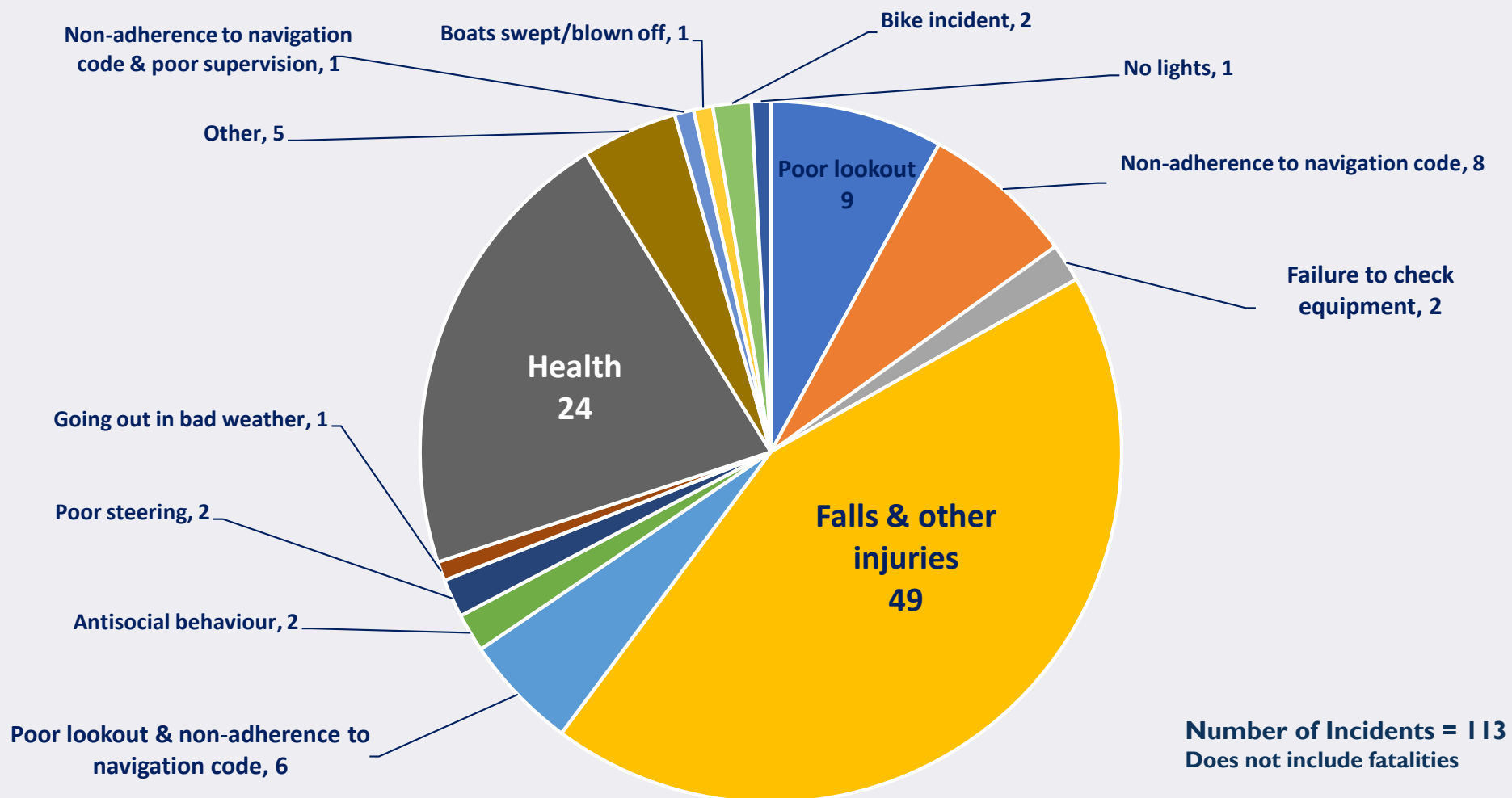
TEAMWORK | OPEN TO ALL | COMMITMENT

# Harm caused to people

Harm to People caused by Significant Incidents	2014	2015	2016	2017	2018	2019
No harm	821	823	989	1131	1010	<b>1112</b>
Minor injuries such as cuts and bruises	75	82	104	124	85	<b>89</b>
Significant injuries - few days off rowing	64	60	57	61	101	<b>46</b>
Serious injuries - week or more off rowing inc. concussion & broken bones	33	51	42	67	59	<b>67</b>
Fatalities		1	4	1	2	<b>2</b>
<b>Total</b>	<b>993</b>	<b>1017</b>	<b>1196</b>	<b>1384</b>	<b>1257</b>	<b>1316</b>

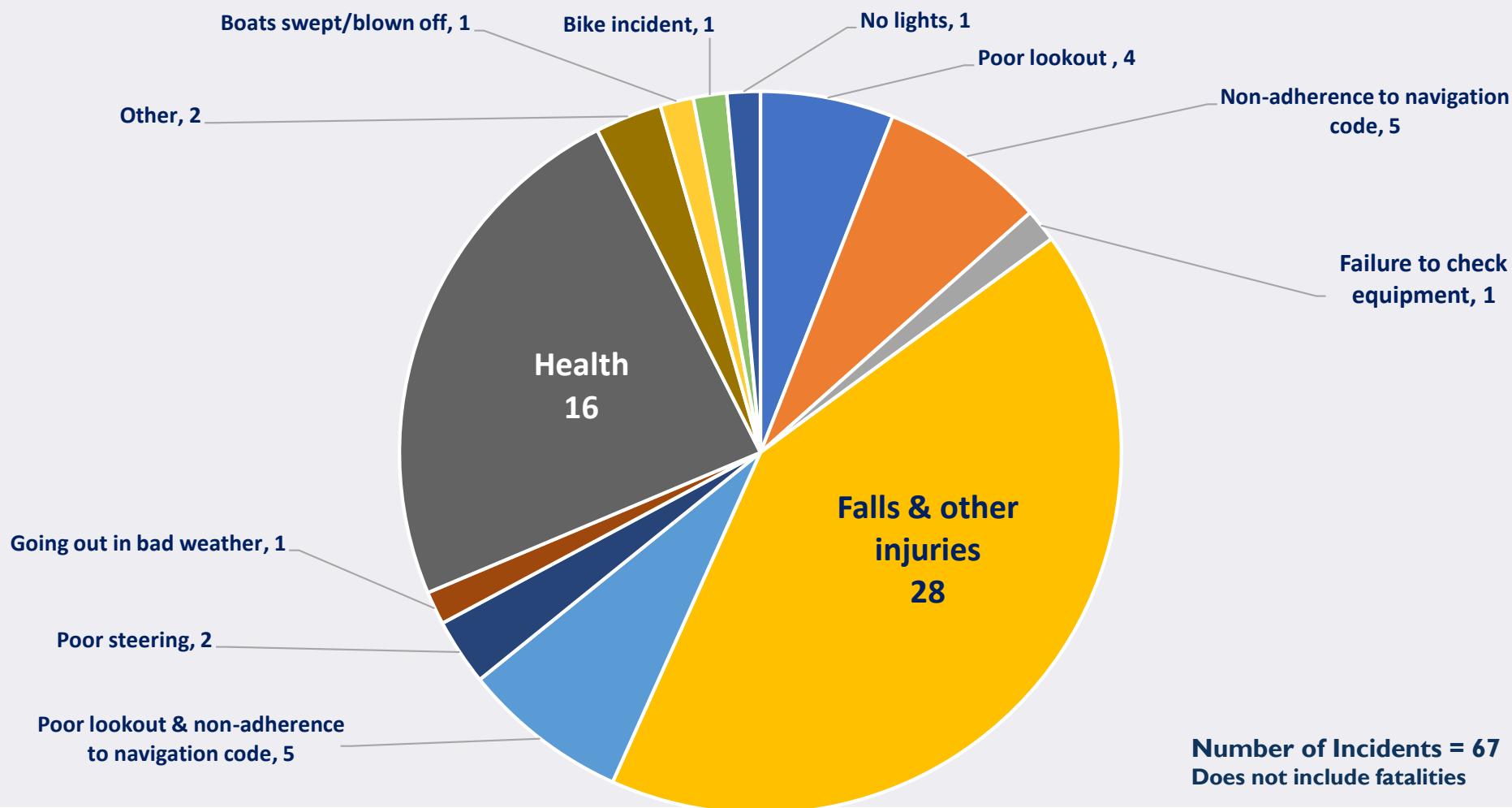
In 2019, there was a sharp decrease in injuries resulting in a few days off rowing and an increase in more serious injuries requiring a week or more off rowing. The fatalities in 2016, 2017, 2018 and 2019 were all tragic health related incidents.

# Causes of 2019 Significant Incidents resulting in any time off rowing



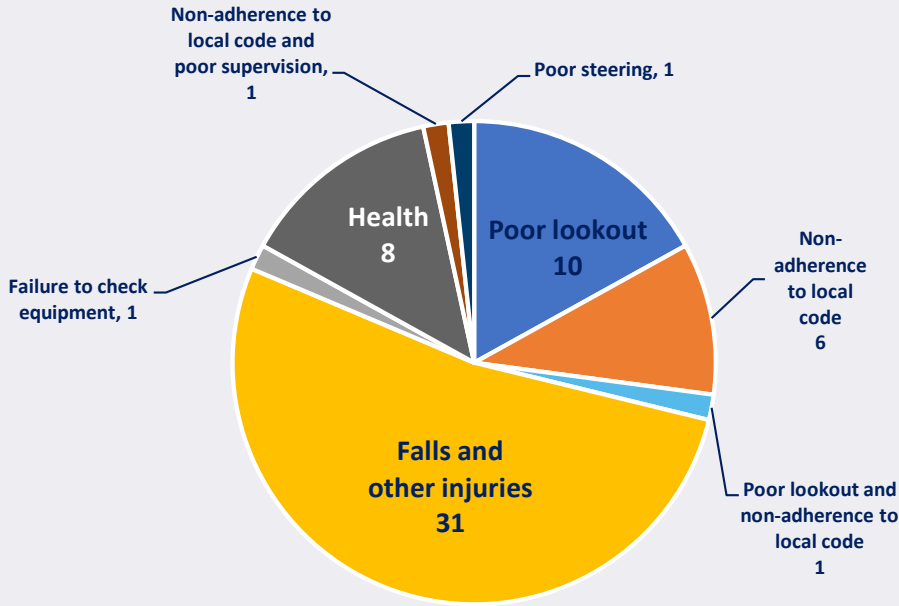


# Causes of 2019 Incidents resulting in one week or more off rowing



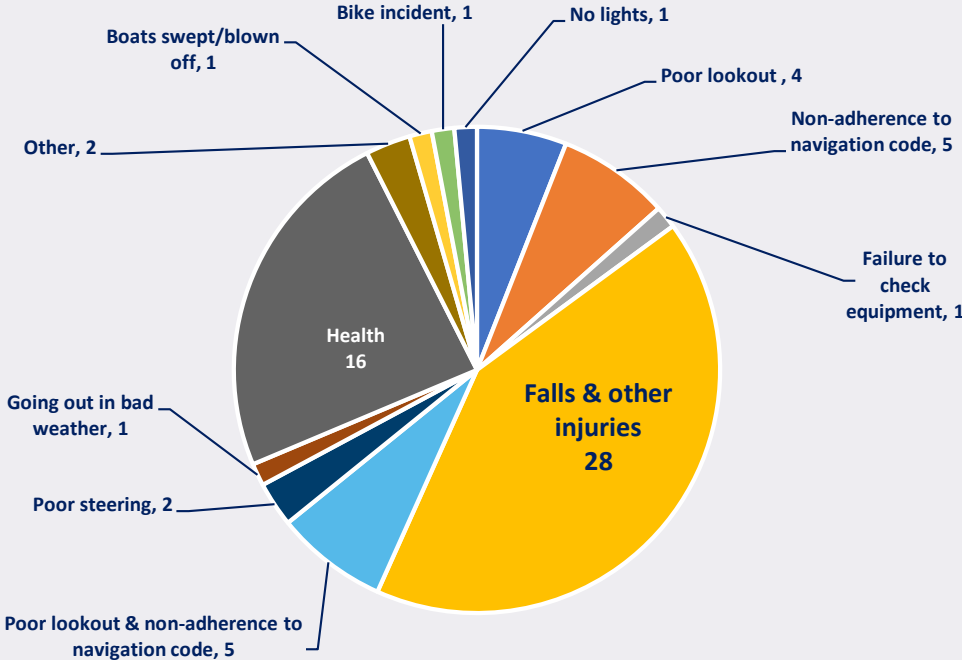
# Causes of 2018 & 2019 Incidents resulting in one week or more off rowing

**2018**



**Number of Incidents = 59**  
Does not include fatalities

**2019**



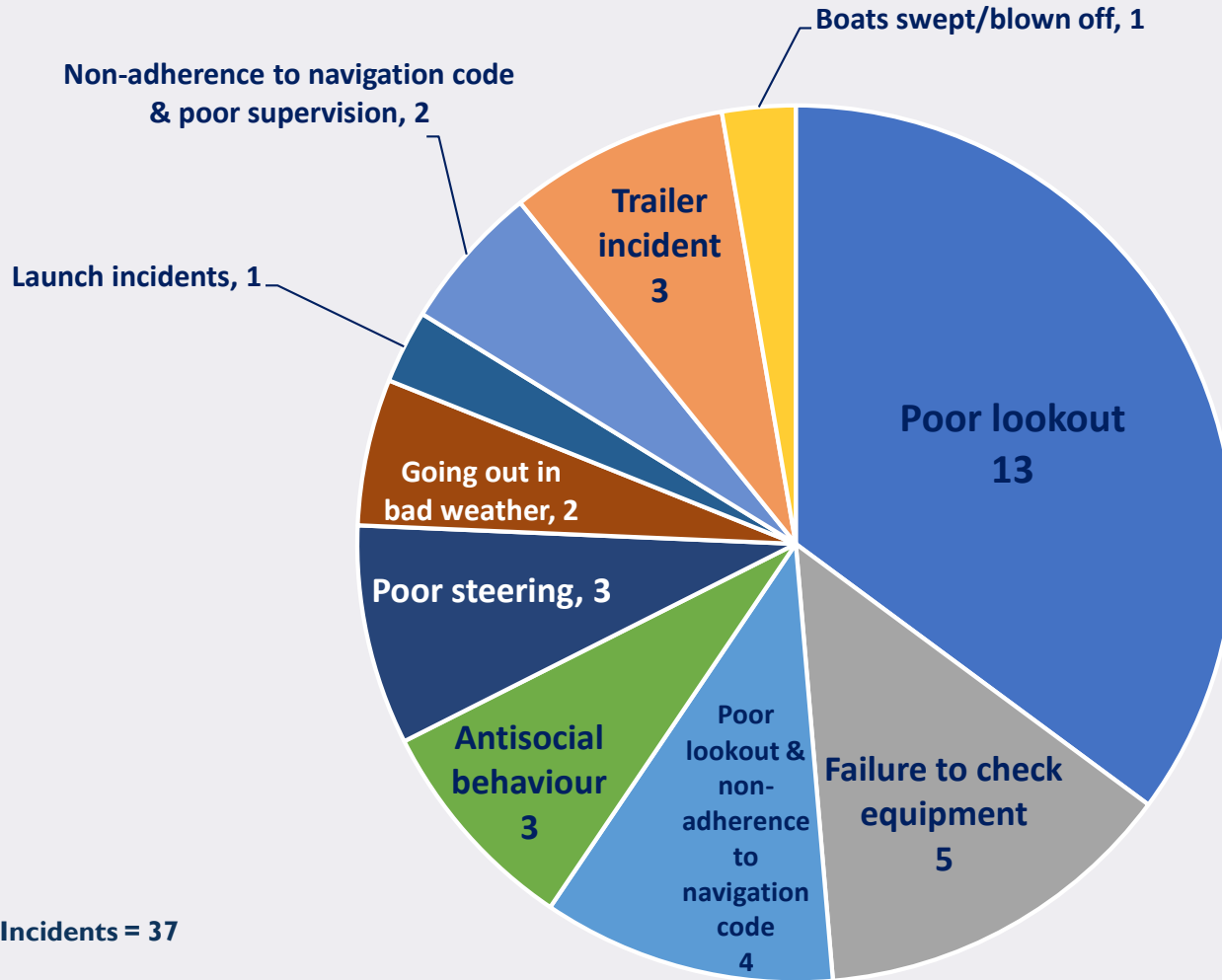
**Number of Incidents = 67**  
Does not include fatalities

# Damage caused to property

Damage to Property caused by Significant Incidents	2014	2015	2016	2017	2018	2019
No damage	691	754	830	928	870	<b>941</b>
Repairs costing less than £100	119	89	86	143	150	<b>92</b>
Repairs costing £100 to £1000	114	124	233	277	212	<b>246</b>
Repairs costing over £1000	63	42	40	33	21	<b>31</b>
Loss of boat	6	7	6	3	2	<b>6</b>
Damage to cars, boathouse etc.	0	1	1		2	
<b>Total Significant Incidents</b>	<b>993</b>	<b>1017</b>	<b>1196</b>	<b>1384</b>	<b>1257</b>	<b>1316</b>
<b>Total Value of damage</b>	<b>£290,000</b>	<b>£230,000</b>	<b>£270,000</b>	<b>£225,000</b>	<b>£245,000</b>	<b>£230,000</b>

In 2019, on average, £4,400 worth of damage was caused to boats and equipment each week.

# Causes of 2019 Incidents resulting more than £1000 damage



Number of Incidents = 37

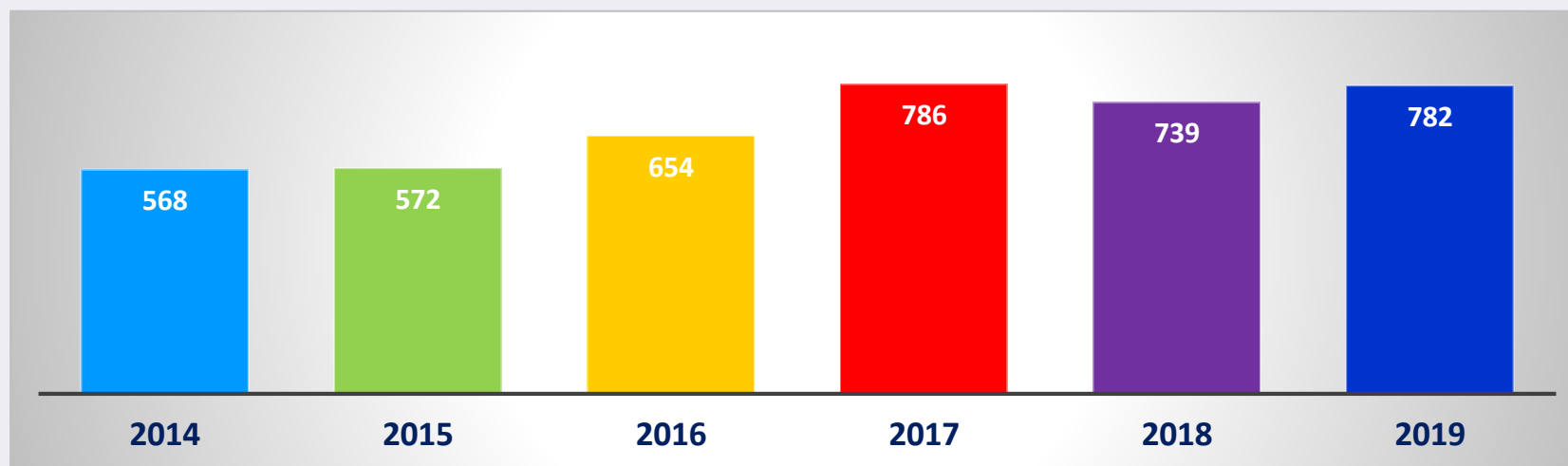


BRITISHROWING

# Collisions

TEAMWORK | OPEN TO ALL | COMMITMENT

# Collisions



Collisions in 2019 and 2018 were with:

	2019	2018
Other rowing boats	437	389
Powered craft	50	56
Buoy	45	53
Trees/Bushes/Reeds	42	35
Weed	33	27
Submerged object inc. Grounding	29	27
Pontoon	26	20

	2019	2018
Bank	23	22
Unpowered craft	20	15
Moored boat	19	45
Bridges/Barrages	18	12
Logs/Floating debris	14	18
Post	14	10
Swans/Geese	4	6

# Injuries resulting from Collisions - 2019

<b>Harm to People caused by Collisions</b>	<b>2019</b>	<b>2018</b>
No harm	711	641
Minor injuries such as cuts and bruises	43	50
Significant injuries - few days off rowing	9	28
Serious injuries - week or more off rowing includes concussion & broken bones	19	20
<b>Total</b>	<b>782</b>	<b>739</b>

In 2019, 90% of the Collisions resulting in Serious Injuries were with other rowing boats

# Damage resulting from Collisions - 2019 & 2018

Damage to Boats caused by Collisions	2019		2018	
	Value	Number	Value	Number
No damage	£0	454	£0	398
Repairs costing less than £100	£5,733	81	£8,411	136
Repairs costing £100 to £1000	£84,306	217	£70,177	187
Repairs costing over £1000	£59,317	25	£56,920	16
Loss of boat	£47,000	5	£43,000	2
<b>Total</b>	<b>£196,356</b>	<b>782</b>	<b>£178,508</b>	<b>739</b>

50% of the Collisions resulting in more than £1000 worth of damage or the loss of a boat were with other rowing boats

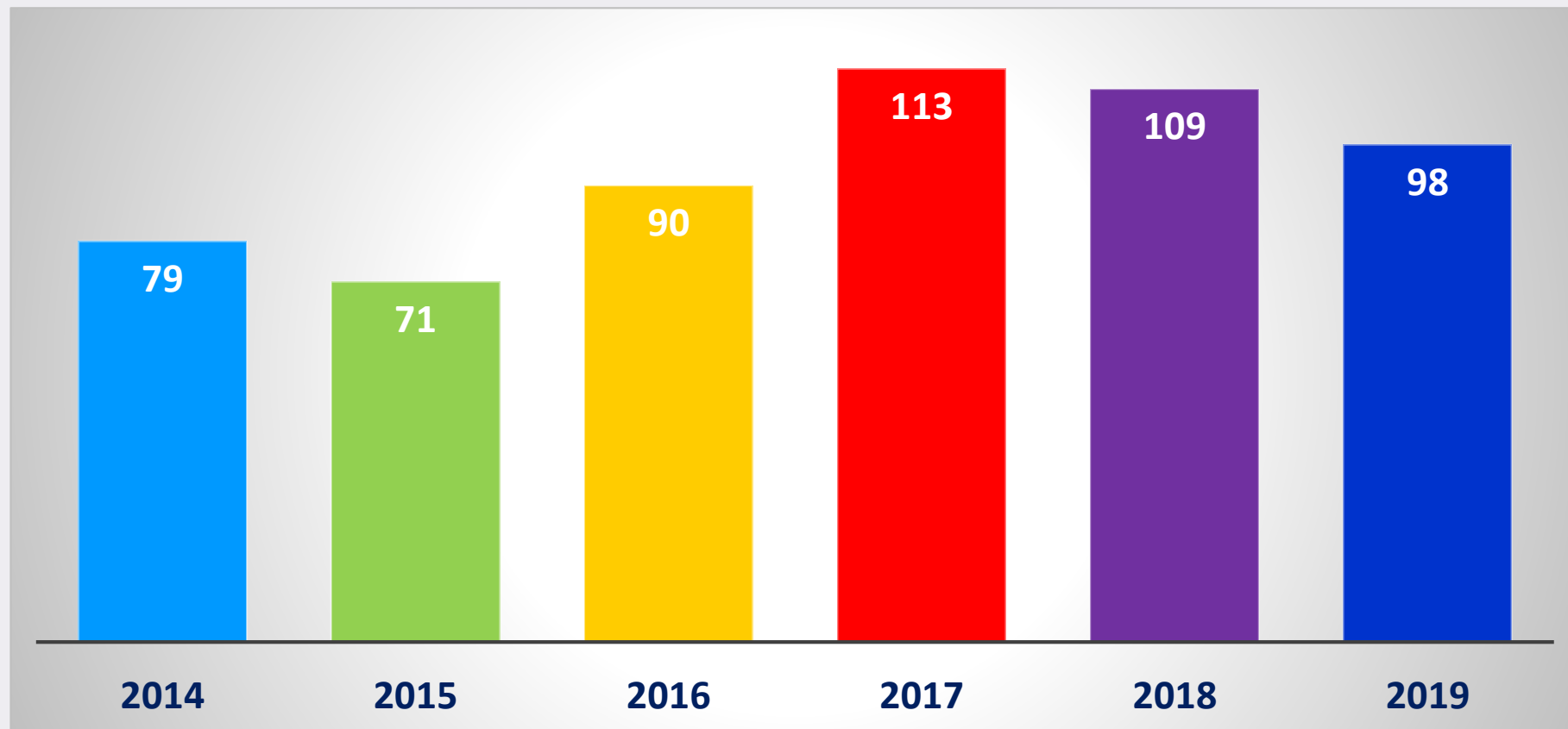




# Falls and Other Injuries

TEAMWORK | OPEN TO ALL | COMMITMENT

# Trends in Falls and Other Injuries



# Falls and Other Injuries

Injury Type	No Harm	Minor Injuries	Significant – few days off rowing	Serious – >1 week off rowing	Total
Cuts & Bruises		14	16	6	36
Broken bones				11	11
Trauma Muscular		1		3	4
Concussion & other head injuries		5	2	5	12
Sprains & ligament injuries		1		1	2
Trauma Skeletal		2	2	2	6
Other	20	1		1	22
<b>Total</b>	<b>20</b>	<b>24</b>	<b>20</b>	<b>29</b>	<b>93</b>

# Falls and Other Injuries - where the 29 serious injuries occurred

Where they occurred	Number
Pontoon/Boating area	8
Handling boats on land	8
On water – rowing or in launch	4
Tow path	3
Launch handling on land	2
Land training	2
Boathouse	1
Car park	1
<b>Total</b>	<b>29</b>

- 11 serious incidents resulted in broken bones, 5 of these incidents occurred when handling boats on land, 3 occurred on the tow path, 2 in the boating area and 1 on water.
- 3 serious incidents resulted in concussion 1 occurred in the gym, 1 on the landing stage and 1 on water.
- Incidents causing broken bones and concussion typically result in many weeks off rowing and work.



# Capsizes

TEAMWORK | OPEN TO ALL | COMMITMENT

# Causes of Capsizes

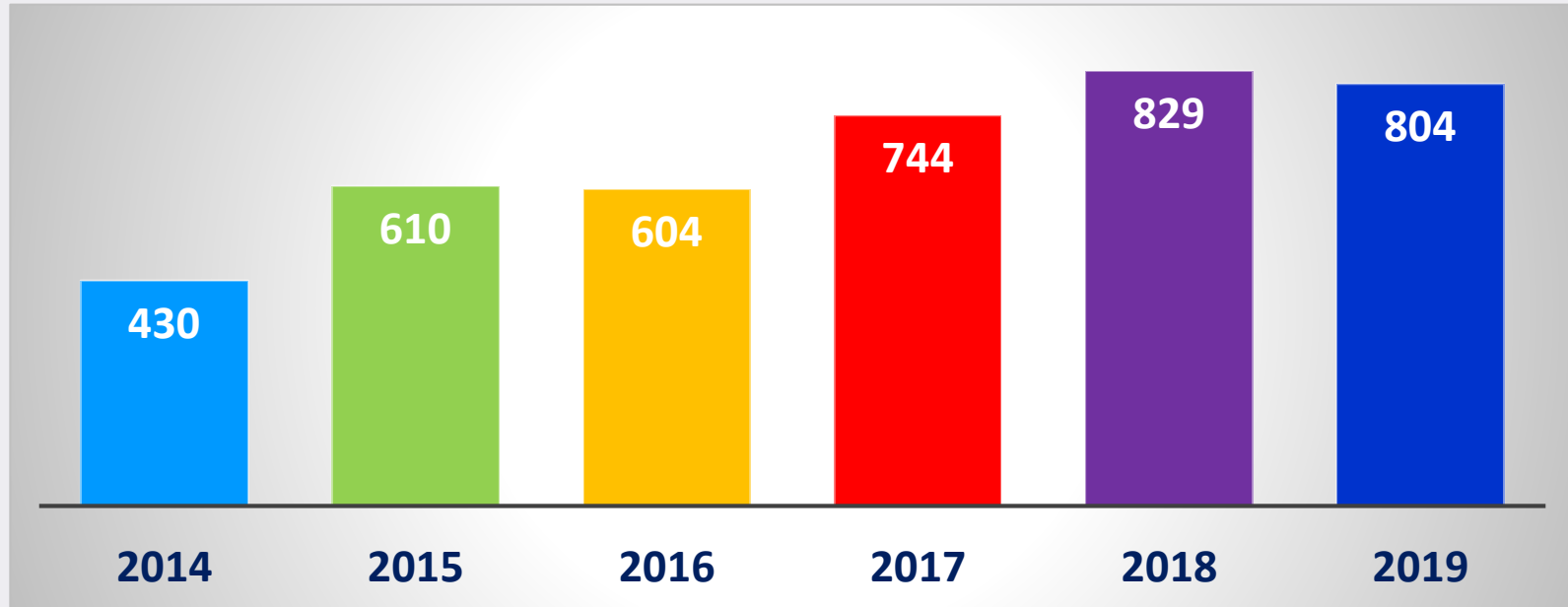
Cause of Capsize	Number
<b>Simple Capsize</b> (does not include Capsize Drills)	<b>804</b>
Failure to check equipment	92
Antisocial Behaviour	14
Going out in bad weather	10
Other causes	9
Non-adherence to navigation code	2
Clothing	1
Health	1
Poor steering	1
<b>Total</b>	<b>934</b>

Simple Capsize is a capsizes due to a simple technique mistake or competence issue.

Simple Capsize does not include Capsizes where there was an external cause (e.g. weed or collision), injury, failure to check equipment, damage to equipment or equipment failure.

Reports should not be made when doing a capsizes drills and the capsizes is expected.

# Trends in Simple Capsizes



The most common reasons for Simple Capsizes in 2019 were:

Practising Drills (not including Capsize Drills)	120
Turning/Manoeuvring	53
Capsizing while boating or landing	52
Letting go of the blades	34



BRITISHROWING

# Rescues

TEAMWORK | OPEN TO ALL | COMMITMENT



# Members of the public rescued by rowers

In 2019 there were two rescues by rowers.

In February, Henry Jackson and Alfie England of the Royal Agricultural University B.C. rescued a man who had fallen into a canal. They got him out of the water and resuscitated him as he had stopped breathing.

In June, Robert Parker and Anita Lowe of Boston R.C. rescued and resuscitated a man found floating face down in the river near the club.

Stephen Worley, British Rowing HRSA, nominated all four for Royal Humane Society Awards.

The following awards were conferred:

Henry Jackson – Testimonial on Parchment and Resuscitation Certificate

Alfie England - Testimonial on Parchment

Robert Parker - Testimonial on Parchment

Anita Lowe - Resuscitation Certificate



BRITISHROWING

# Summary

TEAMWORK | OPEN TO ALL | COMMITMENT

# A note from the HRSA

*“Thank you to everyone who has taken the time to report incidents.*

*These reports help us to identify opportunities for improvement and to provide advice to clubs, rowers and events that is appropriate and relevant.*

*For the last 3 years British Rowing has recognised and congratulated the top five clubs that made the largest contribution to the Incident Reporting system, for their positive approach to safety.*

*Please continue to report incidents however trivial they may appear. More reports does not mean that our sport is less safe, it means that we are working together to improve rowing safety.”*

Stephen Worley  
Honorary Rowing Safety Adviser

# Top 5 Clubs reporting Incidents in 2019

Position	Club	Incidents reported
1	Lea RC	74
2	Avon County RC	51
3	Putney Town RC	47
4	Marlow RC	42
5	Christchurch RC	41

# How can we make rowing safer?

The most common incidents are collisions and many incidents on land result in serious injuries.

- Be careful on land as well as on the water
  - Falls and other injuries account for over 40% of serious incidents
- Keep a good lookout on water
  - Collisions account for almost 30% of serious incidents
- Know and abide by the local navigation plan
  - 15% of serious injuries resulted from not following the navigation plan
- Don't assume that other water users are keeping a good lookout and following the navigation plan
- Take care on land, wear suitable footwear to avoid slips, keep pontoons clean and apply non-slip coatings if appropriate

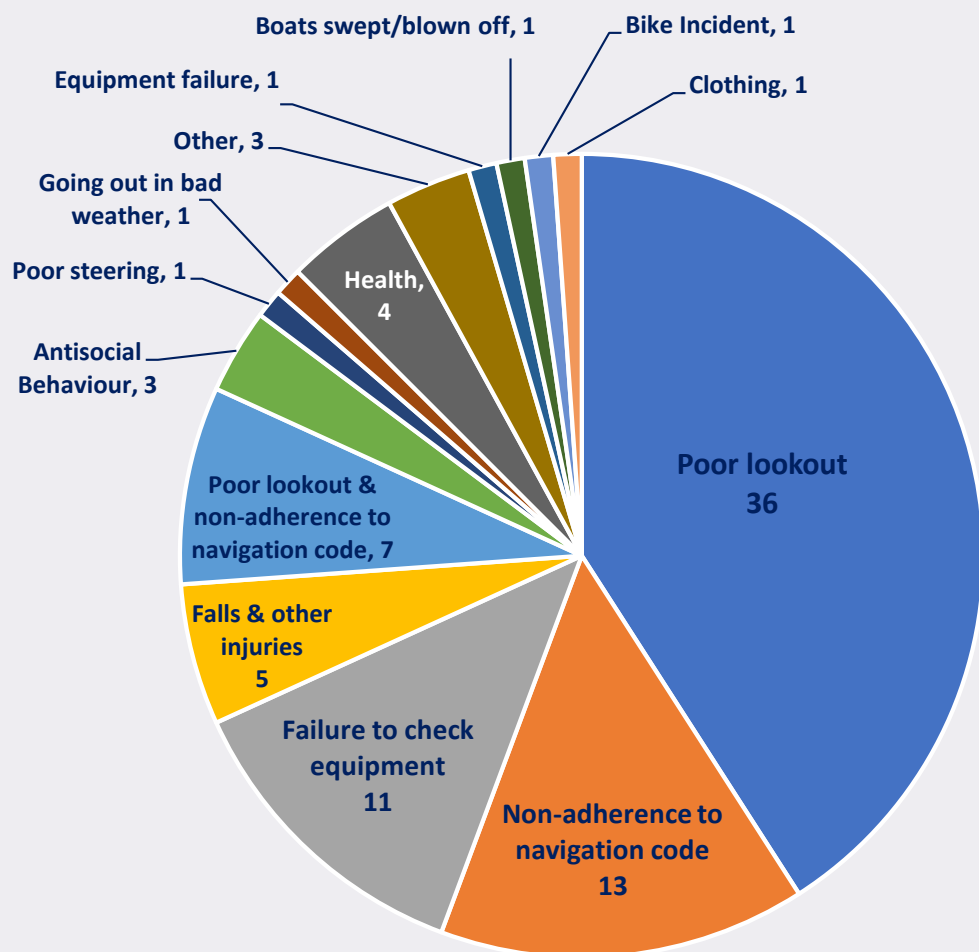
Serious incidents = incidents requiring more than one week off rowing



# Regional Summaries

TEAMWORK | OPEN TO ALL | COMMITMENT

# East Midlands - 2019

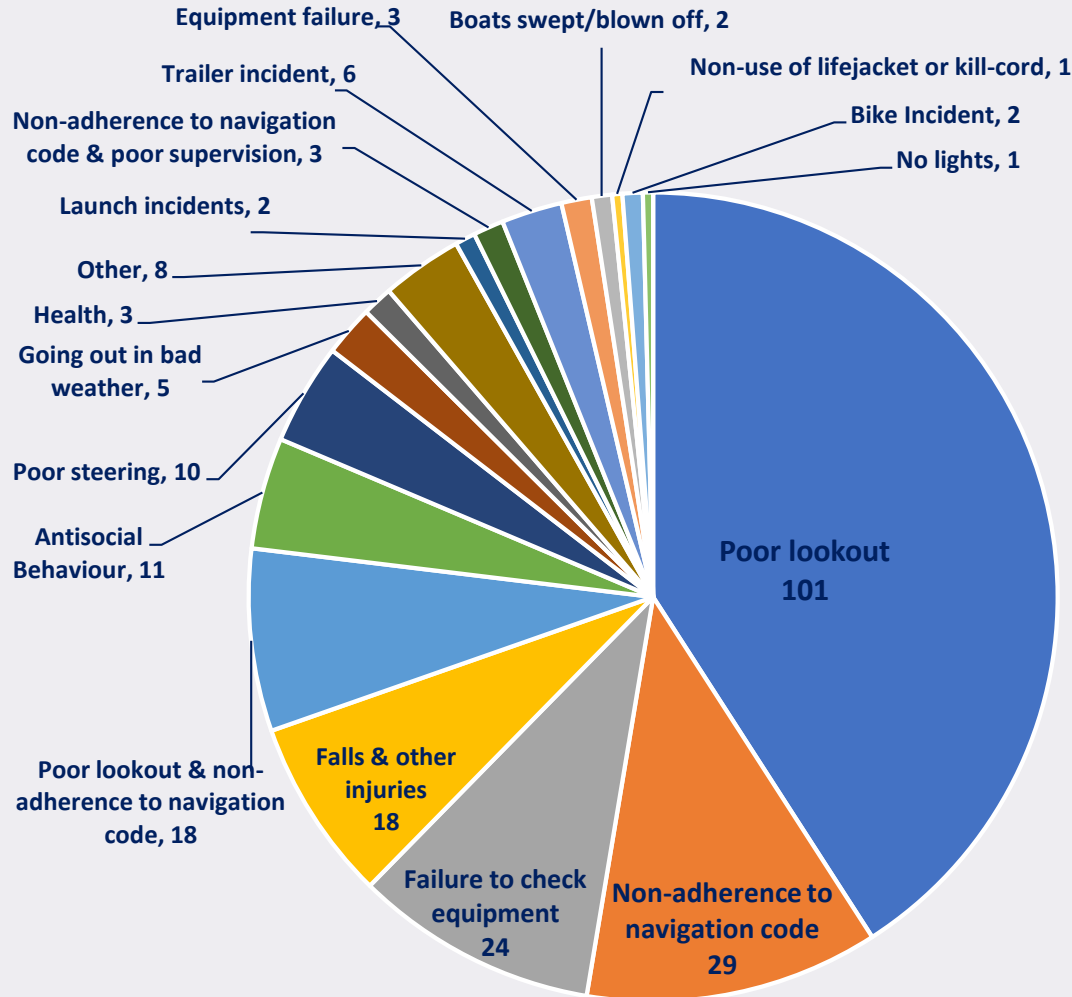


## Clubs reporting 5 or more incidents

Leicester RC	33
Derby RC	17
Lincoln Rowing Centre	15
Derwent RC	13
Nottingham Rowing Club	11
Burton Leander RC	8
Loughborough BC	8
Boston RC	6
Devil's Elbow Rowing Club	5
Nottingham & Union RC	5
Trent RC	5

The clubs shown in the table should all be congratulated for reporting 5 or more incidents in 2019

# Eastern - 2019

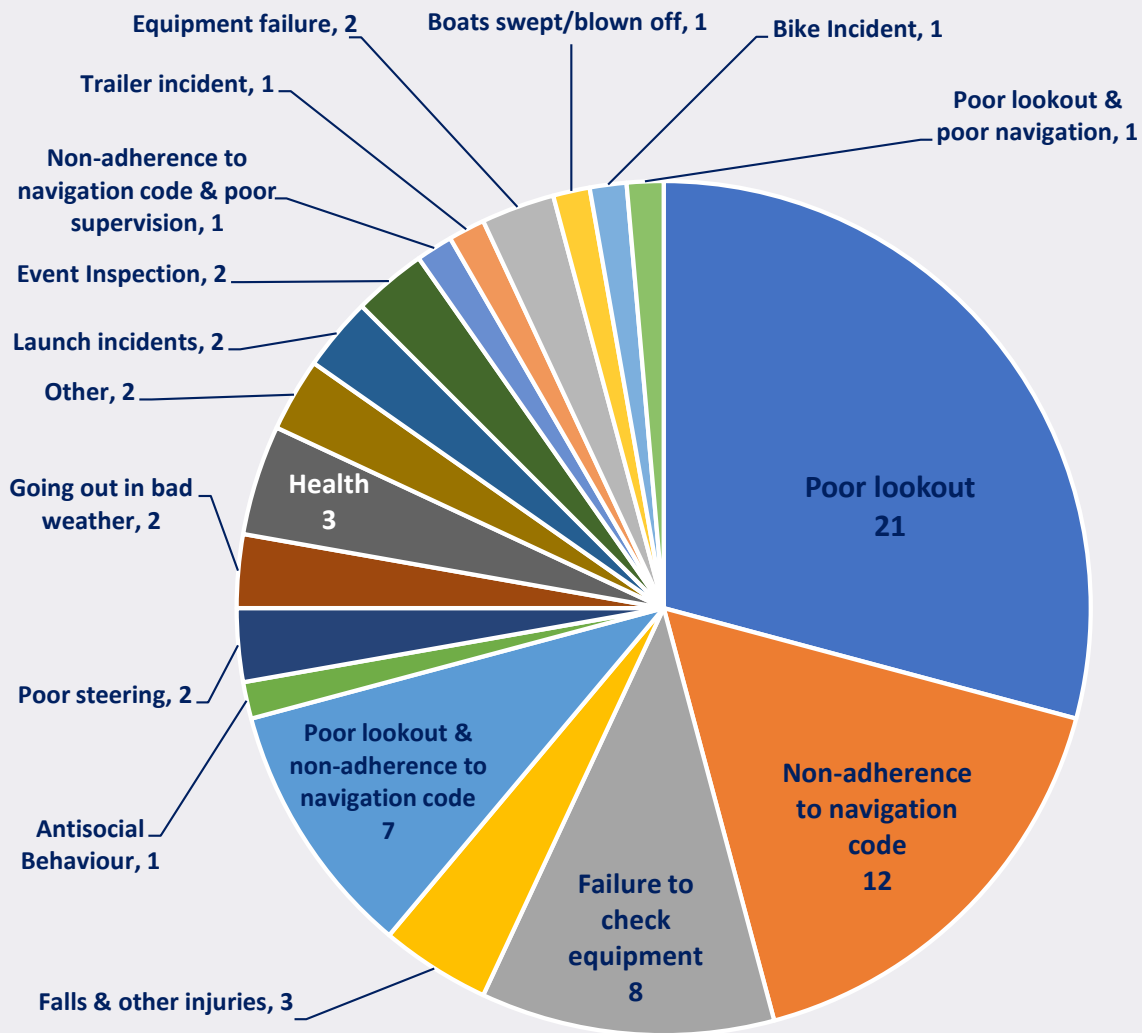


## Clubs reporting 5 or more incidents

<b>Lea RC</b>	<b>73</b>
Cambridge 99 RC	24
Norwich Rowing Club	23
Camrowers	19
Milton Keynes Rowing Club	17
St Neots RC	16
Bedford Girls School RC	15
West Norfolk Rowing Club	15
Oundle Town RC	13
Yare BC	12
Bedford School BC	10
Bedford RC	9
Deben RC	9
St Ives RC	9
Broadland BC	8
Isle Of Ely RC	8
Queens' College (Cambridge) BC	7
Star Club	7
Northampton RC	6
Bedford Modern School BC	5
Broxbourne RC	5
Cambridge City RC	5



# North West - 2019

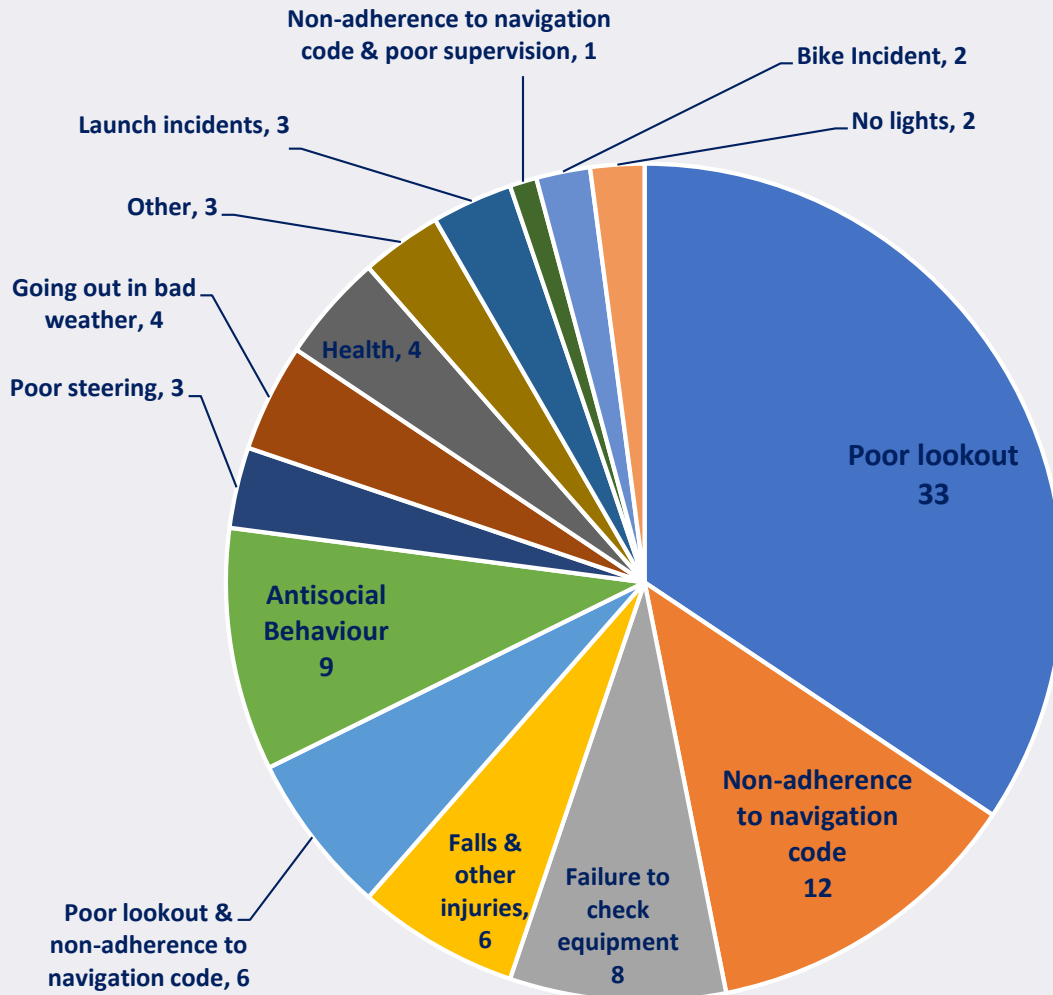


## Clubs reporting 5 or more incidents

Liverpool Victoria RC	20
Northwich RC	11
Warrington RC	10
Grosvenor RC, Chester	9
Royal Chester RC	9
Grange School RC	7
Lancaster John O'Gaunt RC	7
Runcorn RC	7
Trentham BC	7
Kings School Chester RC	6
Lancaster Royal Grammar School BC	6
North Staffordshire RC	5
Trafford RC	5

The clubs shown in the table should all be congratulated for reporting 5 or more incidents in 2019

# Northern - 2019

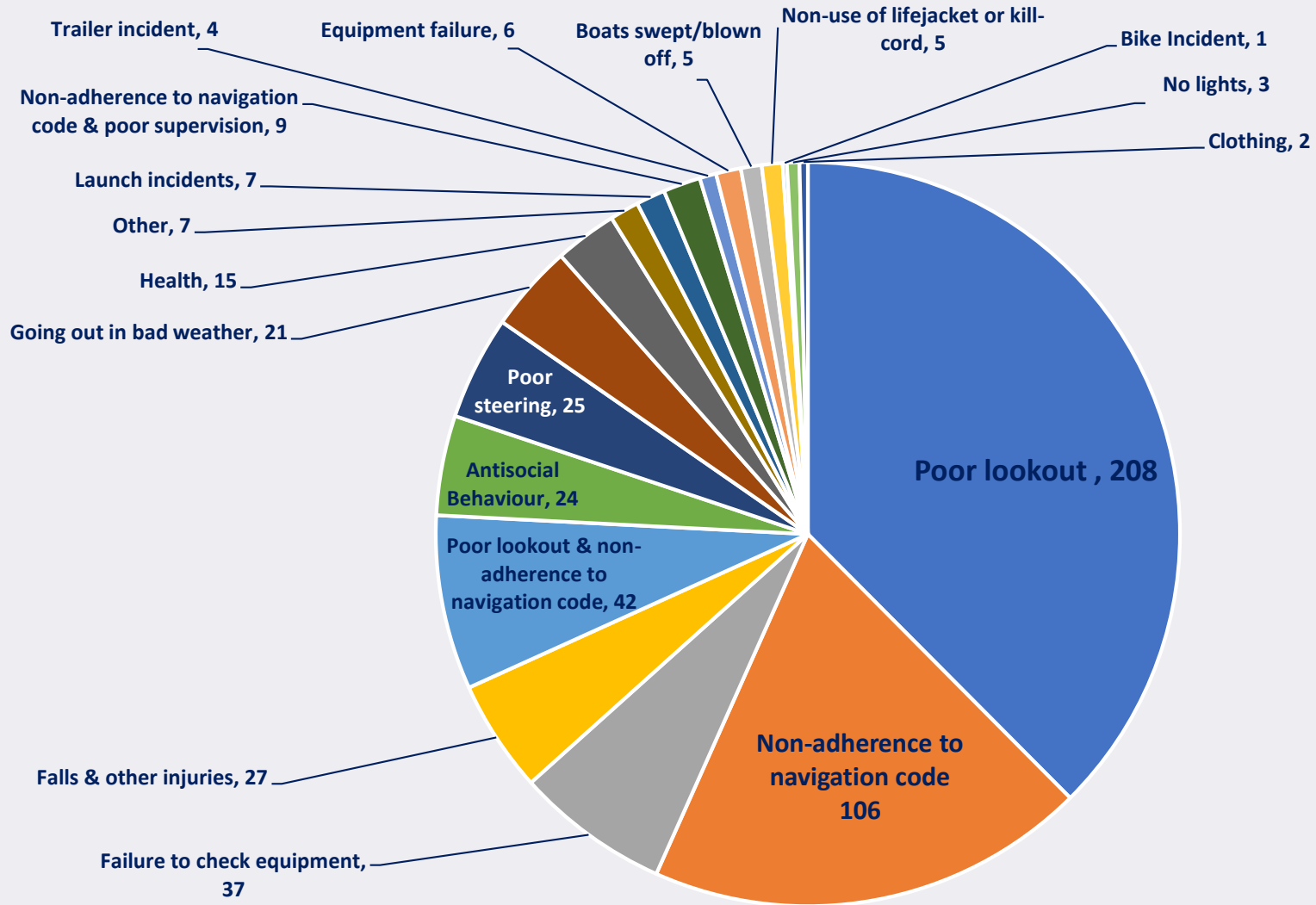


## Clubs reporting 5 or more incidents

Durham ARC	22
Tees Rowing Club	19
Tyne Amateur RC	19
Talkin Tarn ARC	18
Lakeland Rowing Club	13
Durham University BC	11
Cambois Rowing Club	6
Collingwood College BC	6
Hatfield College BC	6
Hexham RC	6
Newcastle University BC	5
Sunderland City RC	5

The clubs shown in the table should all be congratulated for reporting 5 or more incidents in 2019

# Thames - 2019

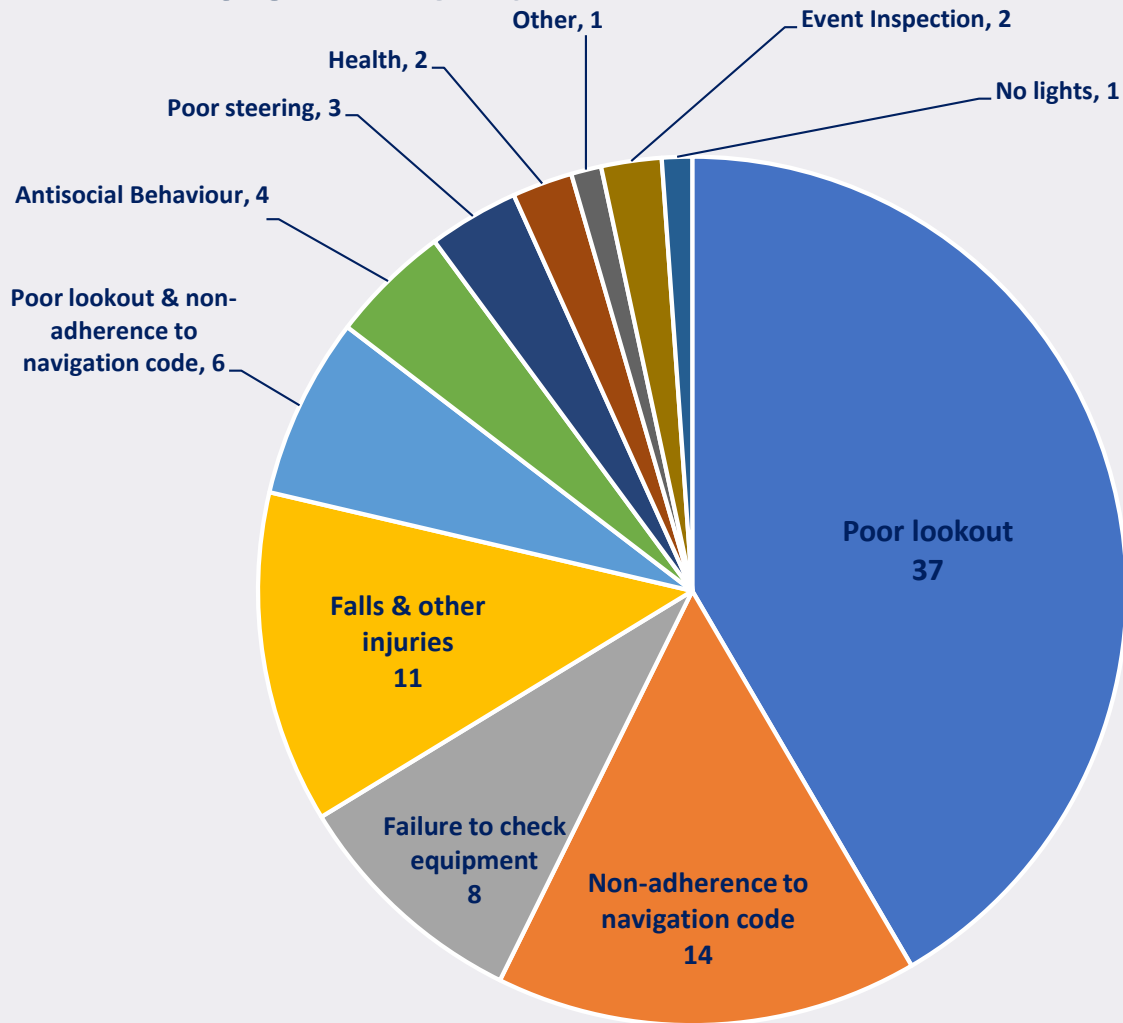


# Thames - Clubs reporting 5 or more incidents

<b>Putney Town RC</b>	<b>47</b>
<b>Marlow RC</b>	<b>42</b>
Gravesend RC	32
Bewl Bridge RC	23
Latymer Upper School BC	22
Tideway Scullers School	22
Weybridge Rowing Club	20
City of Oxford RC	19
Team Keane Sculling School	17
Burway RC	13
London Youth Rowing	13
Emanuel School BC	12
LYR Tradesmen	12
Quintin BC	12
Thames Rowing Club	12
Kingston RC	11
London Rowing Club	11
Ardingly RC	10
Auriol Kensington RC	10
Guildford RC	10
Maidenhead RC	10
Twickenham RC	10

Fulham Reach Boat Club	9
Reading Rowing Club	9
St Pauls Girls School BC	9
Goring Gap BC	8
Mortlake Anglian & Alpha BC	8
St Pauls School BC	8
Vesta RC	8
Abingdon RC	7
Barnes Bridge Ladies RC	7
Oxford Academicals RC	7
Barn Elms RC	6
Medway Towns RC	6
Molesey Boat Club	6
Reading University BC	6
Sir William Perkins's School RC	6
Walbrook Rowing Club	6
Globe Rowing Club	5
Hampton School BC	5
Leander Club	5
Maidstone Invicta RC	5
RAF RC	5
University Of London BC	5
Upper Thames Rowing Club	5
Weybridge Ladies ARC	5

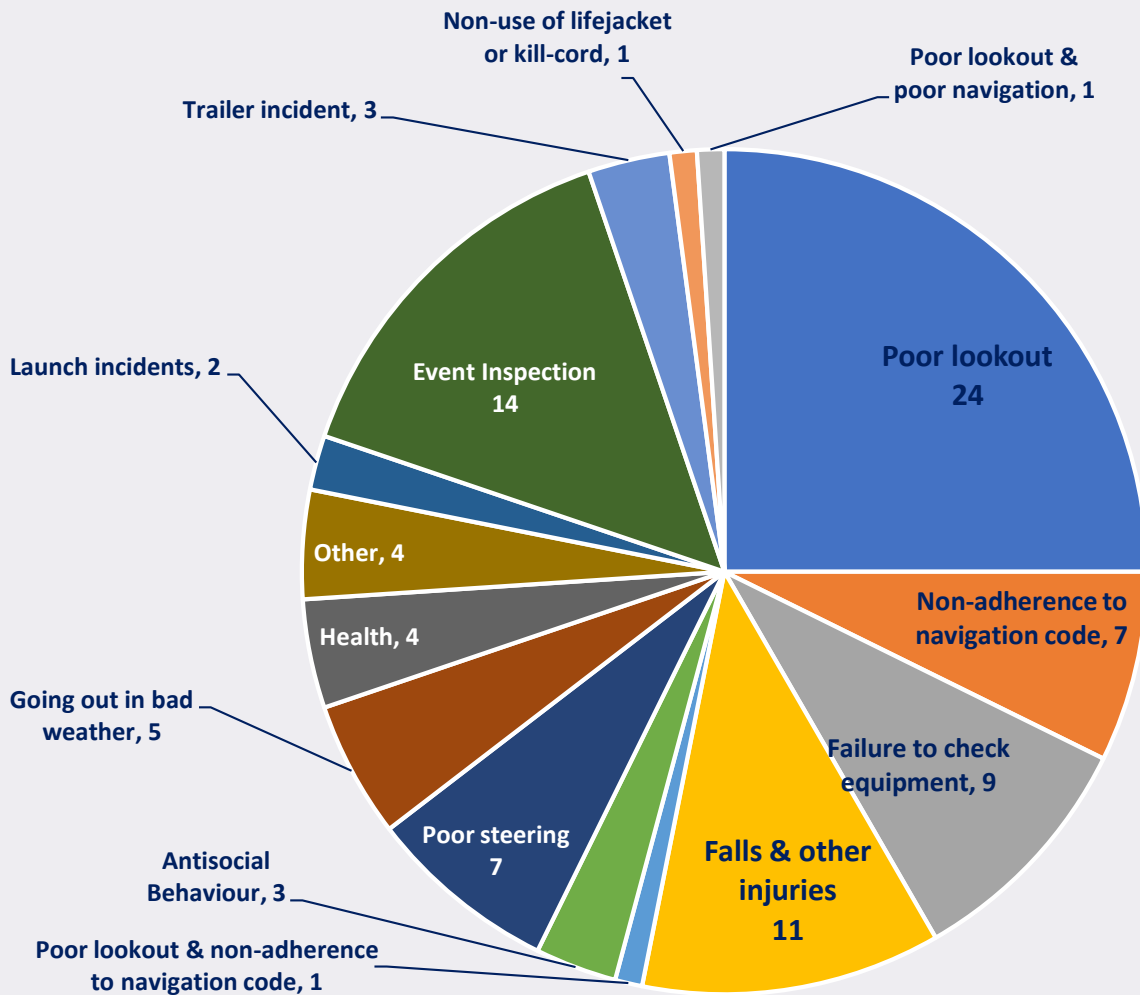
# WAGS - 2019



<b>Avon County RC</b>	<b>48</b>
Taunton RC	32
City of Bristol Rowing Club	21
Gloucester RC	8
Minerva Bath RC	8
Bristol Ariel RC	5

The clubs shown in the table should all be congratulated for reporting 5 or more incidents in 2019

# Wessex & S.E. Coast - 2019

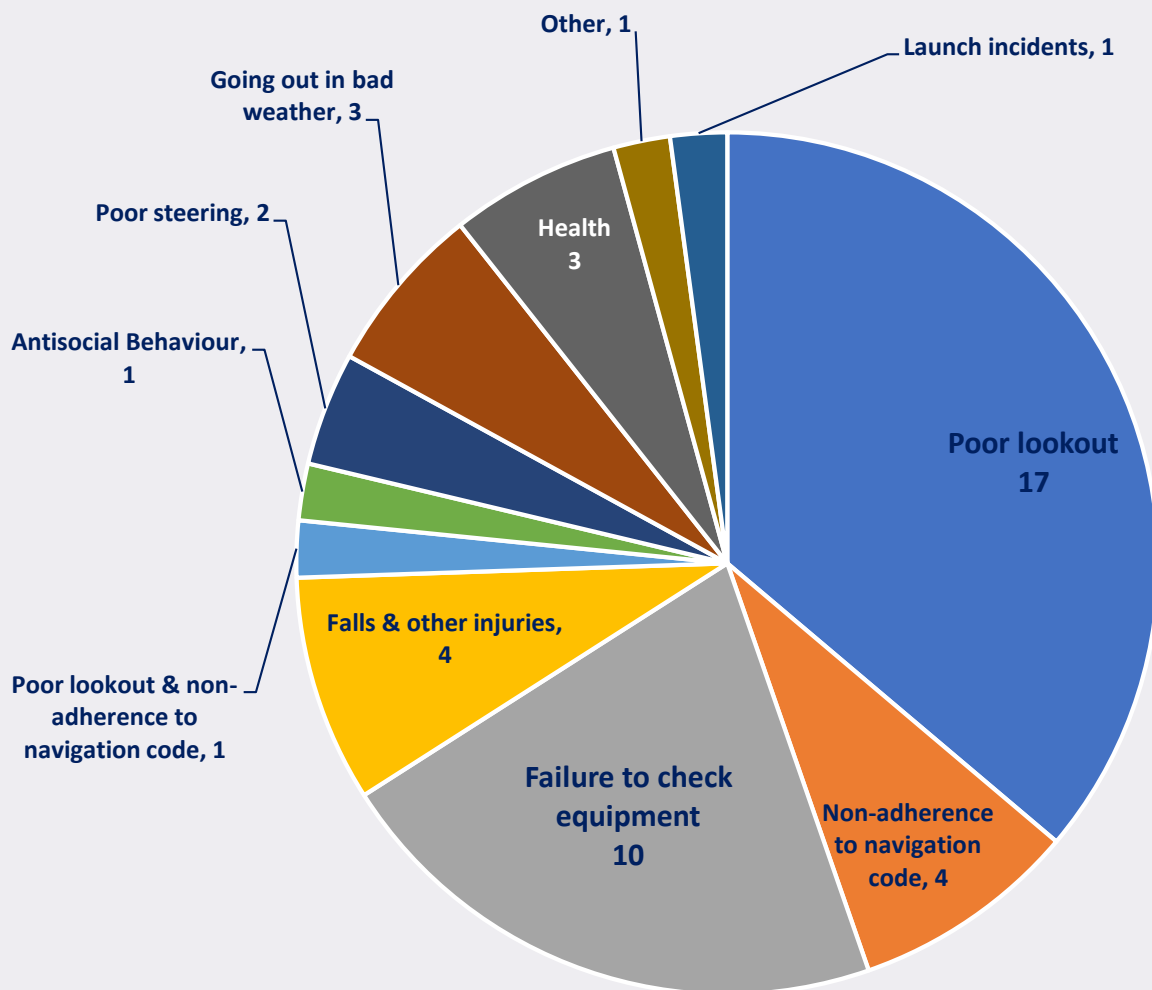


## Clubs reporting 5 or more incidents

<b>Christchurch RC</b>	<b>41</b>
Itchen Imperial RC	16
Lymington ARC	13
Bournemouth Collegiate School	7
Shoreham RC	6
BTC Southampton RC	5
Southsea Rowing Club	5

The clubs shown in the table should all be congratulated for reporting 5 or more incidents in 2019

# West Midlands - 2019

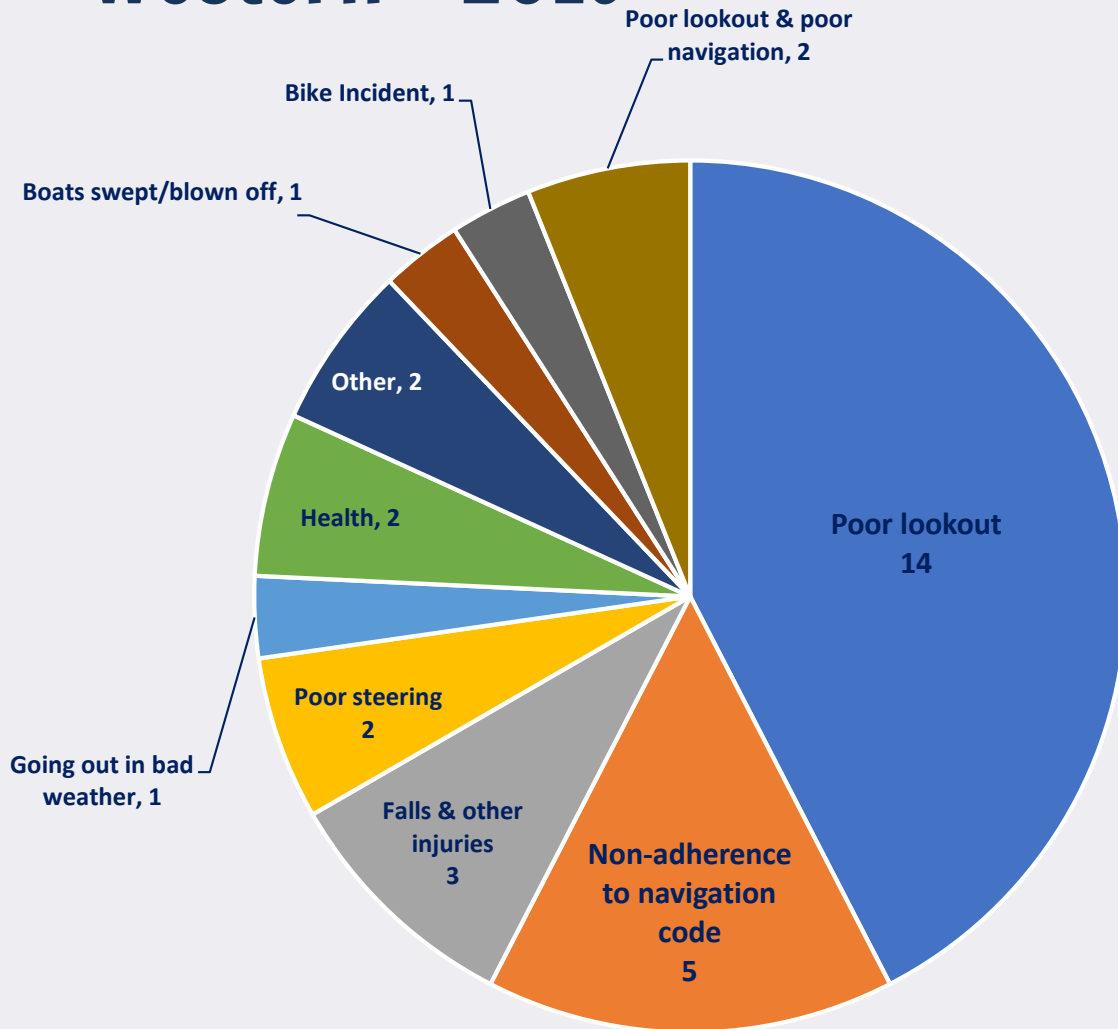


## Clubs reporting 5 or more incidents

Worcester University RC	17
Stratford-upon-Avon BC	14
Birmingham University BC	13
Ross Rowing Club	12
Warwick Boat Club	12
Pengwern BC	8
Royal Grammar School Worcester BC	7
Ironbridge Rowing Club	5

The clubs shown in the table should all be congratulated for reporting 5 or more incidents in 2019

# Western - 2019



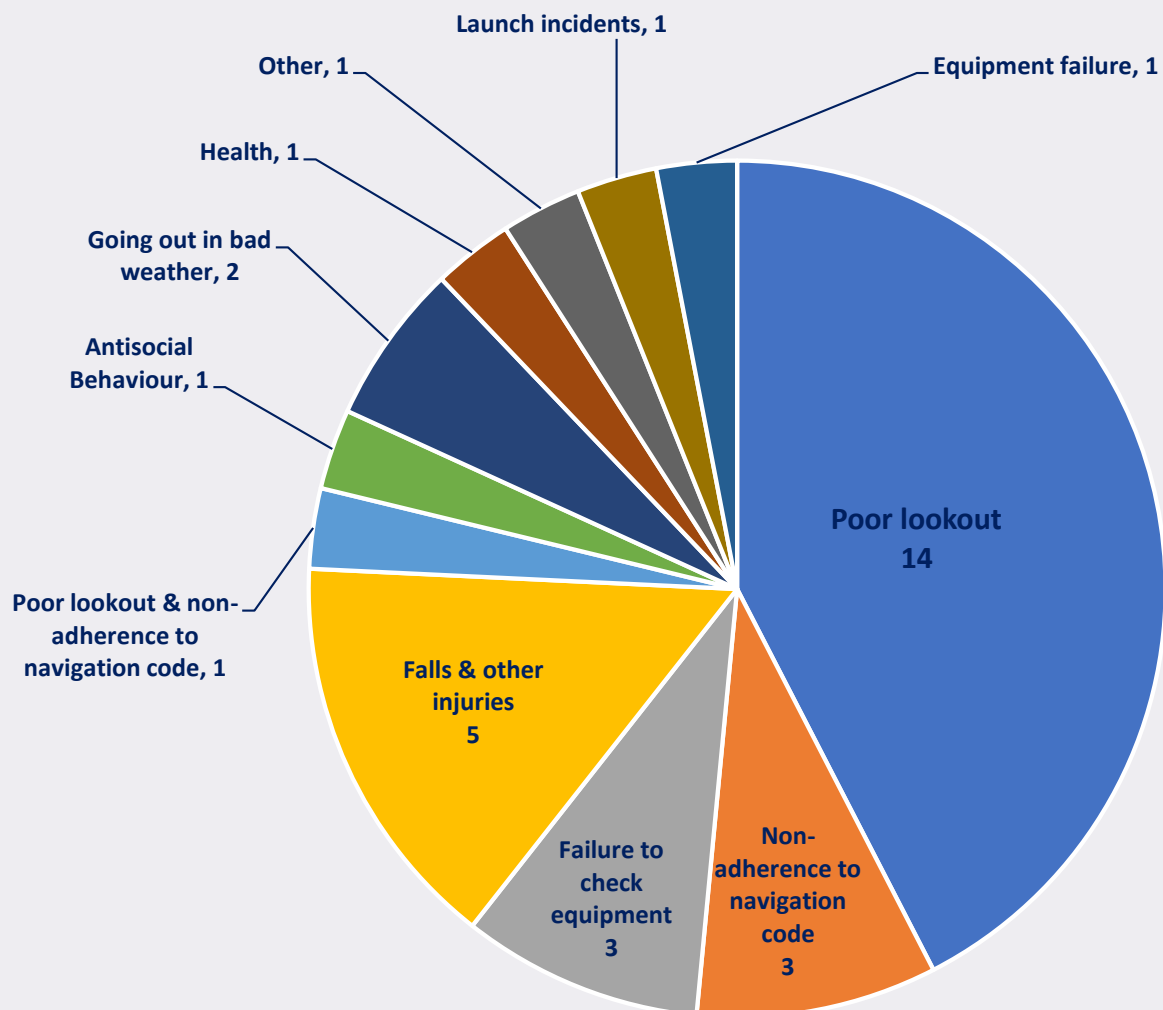
## Clubs reporting 5 or more incidents

Dart Totnes RC	12
Castle Dore RC	10
Exeter University BC	8
Greenbank Falmouth RC	6

The clubs shown in the table should all be congratulated for reporting 5 or more incidents in 2019



# Yorkshire - 2019



Bradford ARC	11
Sheffield City RC	10
Sheffield University RC	5
York City RC	5

The clubs shown in the table should all be congratulated for reporting 5 or more incidents in 2019

# Further Analysis

This presentation provides a summary of the data collected in 2018 in the British Rowing Incident Reporting system.

Further analysis can be provided. If you require more detailed analysis on any topic, e.g. regional analysis, please ask and, if possible, it will be provided.

Please email [safety@britishrowing.org](mailto:safety@britishrowing.org)



BRITISHROWING

**Thank you**

TEAMWORK | OPEN TO ALL | COMMITMENT